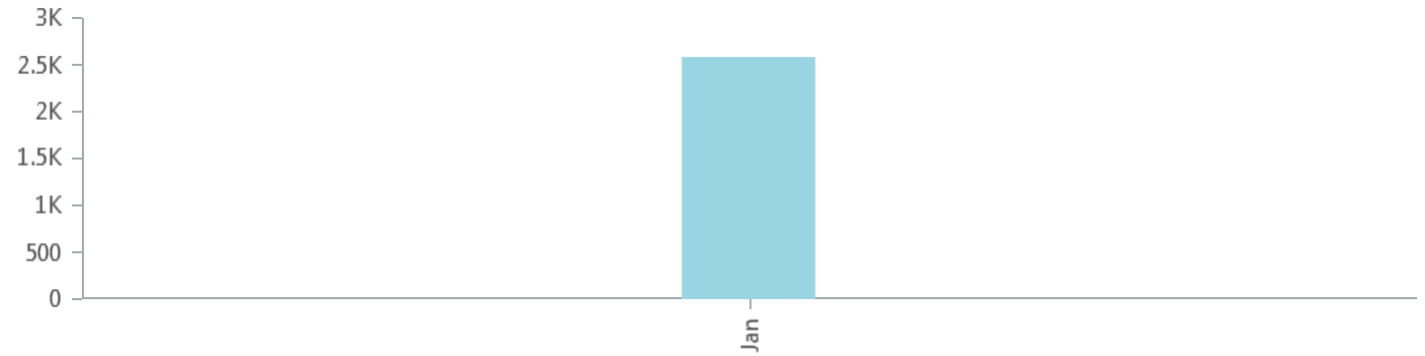


Top Products per Customer

Antarcticopy

Sales	
Growth	100.00 % ●
LYTD	0.00
YTD	2,582.80



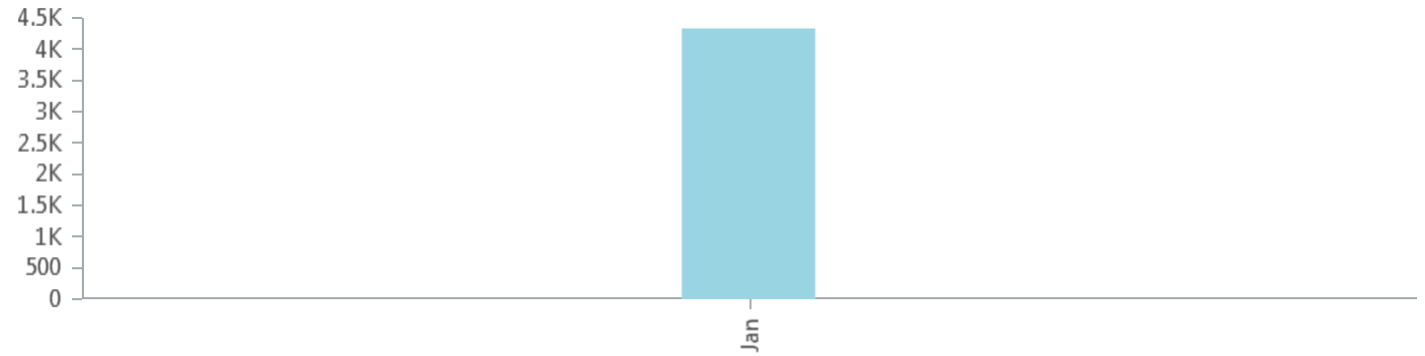
Products Benchmark

Item Number and Description	-			Jan - Jan 2018			Sales Trend	Profit Trend	Profit Margin Trend
	Sales	Profit	Profit %	Sales	Profit	Profit %			
1976-W INNSBRUCK Storage Unit/W.Door				1,152	399	34.7	1,152	399	34.7
1960-S ROME Guest Chair, green				876	193	22.1	876	193	22.1
1968-S MEXICO Swivel Chair, black				493	109	22.1	493	109	22.1
70011 Glass Door				61	25	40.0	61	25	40.0

Top Products per Customer

Autohaus Mielberg KG

Sales	
Growth	100.00 % ●
LYTD	0.00
YTD	4,331.40



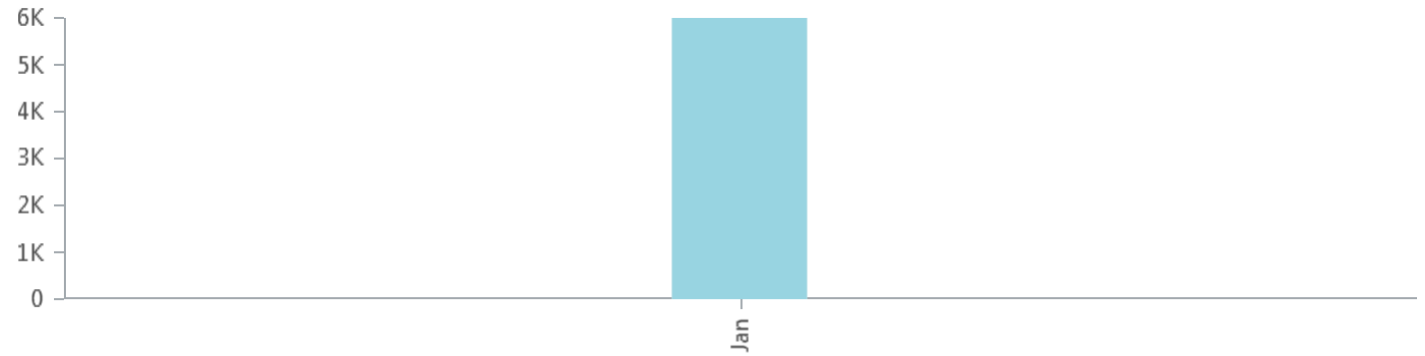
Products Benchmark

Item Number and Description	-			Jan - Jan 2018			Sales Trend	Profit Trend	Profit Margin Trend
	Sales	Profit	Profit %	Sales	Profit	Profit %			
1976-W INNSBRUCK Storage Unit/W.Door				4,050	1,404	34.7	4,050	1,404	34.7
1906-S ATHENS Mobile Pedestal				281	62	22.0	281	62	22.0
1896-S ATHENS Desk				0	0		0	0	0.0

Top Products per Customer

Beef House

Sales	
Growth	100.00 % ●
LYTD	0.00
YTD	6,000.00



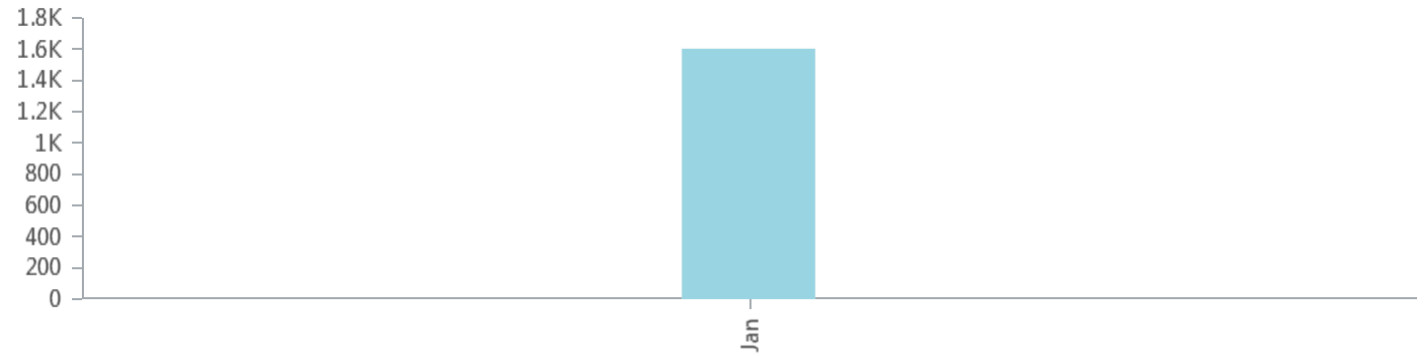
Products Benchmark

Item Number and Description	-			Jan - Jan 2018			Sales Trend	Profit Trend	Profit Margin Trend
	Sales	Profit	Profit %	Sales	Profit	Profit %			
1976-W INNSBRUCK Storage Unit/W.Door				6,000	2,472	41.2	6,000	2,472	41.2

Top Products per Customer

BYT-KOMPLET s.r.o.

Sales	
Growth	100.00 % ●
LYTD	0.00
YTD	1,602.90



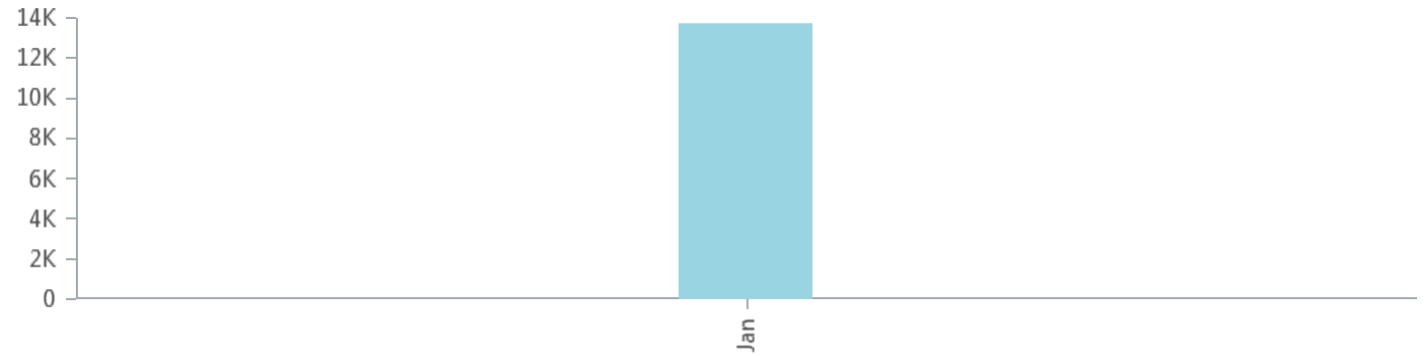
Products Benchmark

Item Number and Description	-			Jan - Jan 2018			Sales Trend	Profit Trend	Profit Margin Trend
	Sales	Profit	Profit %	Sales	Profit	Profit %			
1972-S MUNICH Swivel Chair, yellow				740	163	22.1	740	163	22.1
1968-S MEXICO Swivel Chair, black				493	109	22.1	493	109	22.1
1980-S MOSCOW Swivel Chair, red				370	82	22.1	370	82	22.1

Top Products per Customer

Designstudio Gmunden

Sales	
Growth	100.00 % ●
LYTD	0.00
YTD	13,732.61



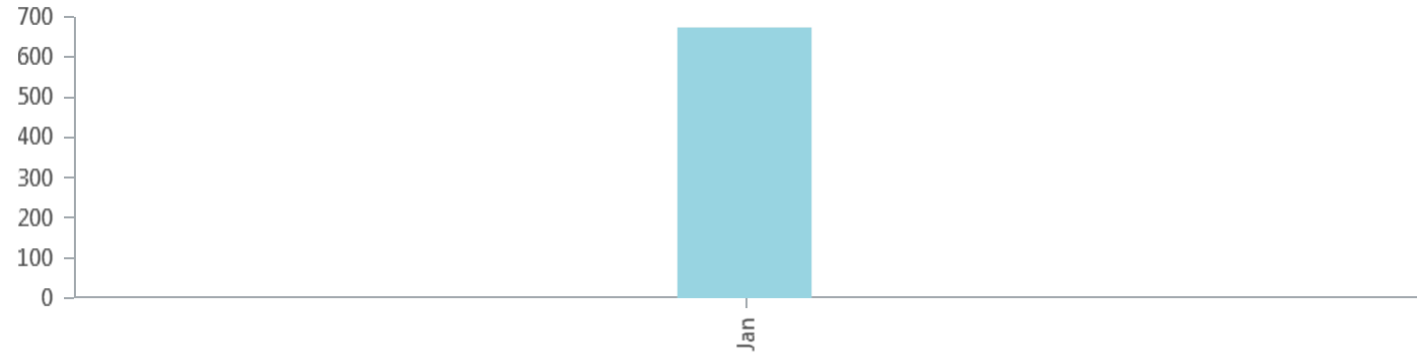
Products Benchmark

Item Number and Description	-			Jan - Jan 2018			Sales Trend	Profit Trend	Profit Margin Trend
	Sales	Profit	Profit %	Sales	Profit	Profit %			
70000 Side Panel				11,235	11,046	98.3	11,235	11,046	98.3
1996-S ATLANTA Whiteboard, base				907	200	22.0	907	200	22.0
1920-S ANTWERP Conference Table				841	185	22.0	841	185	22.0
1900-S PARIS Guest Chair, black				751	166	22.1	751	166	22.1

Top Products per Customer

Englunds Kontorsmöbler AB

Sales	
Growth	100.00 % ●
LYTD	0.00
YTD	673.71



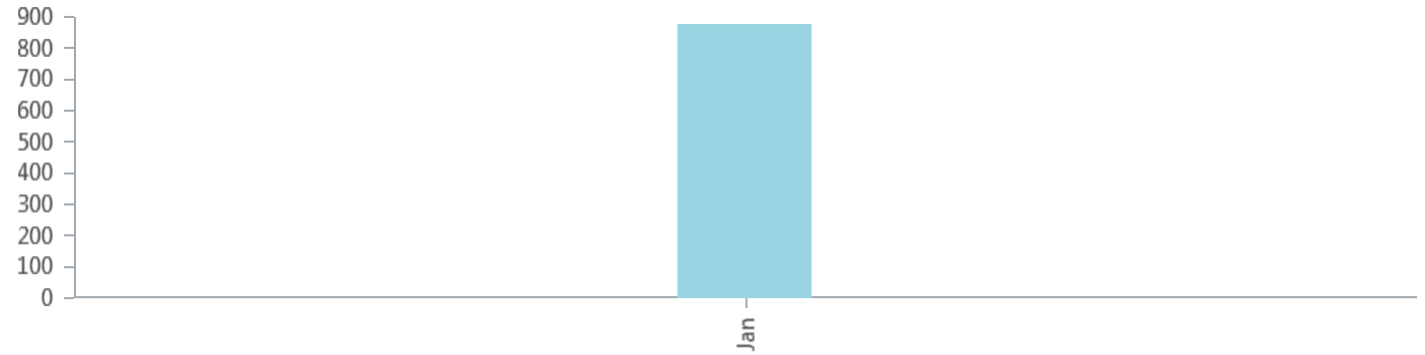
Products Benchmark

Item Number and Description	-			Jan - Jan 2018			Sales Trend	Profit Trend	Profit Margin Trend
	Sales	Profit	Profit %	Sales	Profit	Profit %			
1928-W ST.MORITZ Storage Unit/Drawers				291	99	34.0	291	99	34.0
1964-W INNSBRUCK Storage Unit/G.Door				248	77	30.9	248	77	30.9
1952-W OSLO Storage Unit/Shelf				135	41	30.5	135	41	30.5

Top Products per Customer

Gagn & Gaman

Sales	
Growth	100.00 % ●
LYTD	0.00
YTD	877.32



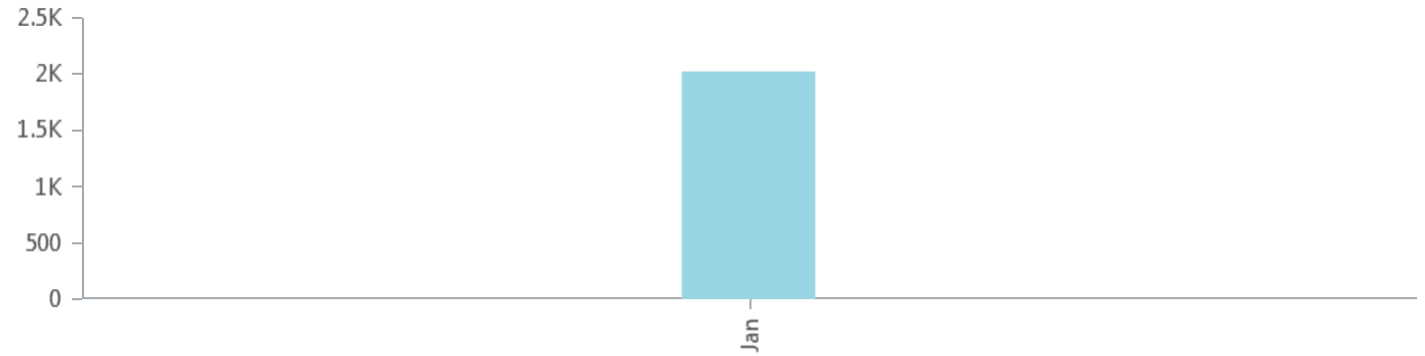
Products Benchmark

Item Number and Description	-			Jan - Jan 2018			Sales Trend	Profit Trend	Profit Margin Trend
	Sales	Profit	Profit %	Sales	Profit	Profit %			
1992-W ALBERTVILLE Whiteboard, green				877	169	19.2	877	169	19.2

Top Products per Customer

Heimilisprydi

Sales	
Growth	100.00 % ●
LYTD	0.00
YTD	2,024.21



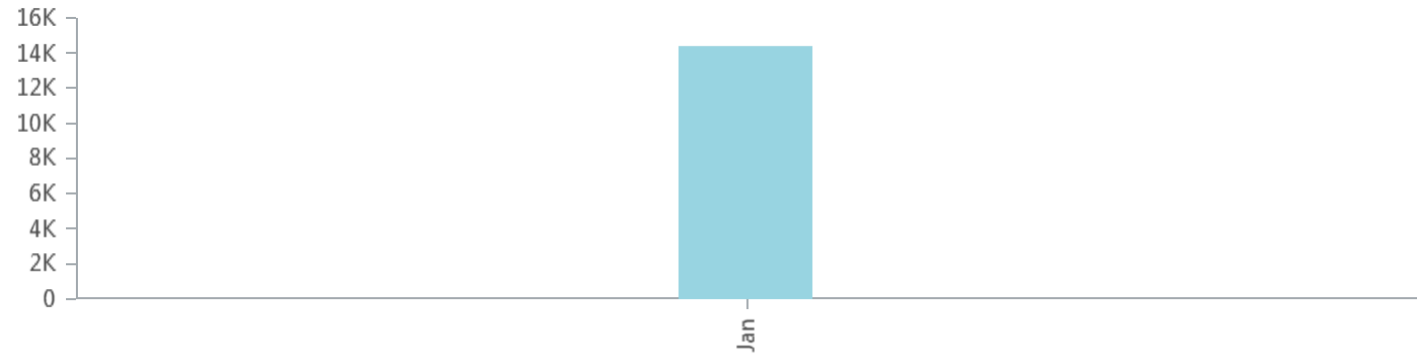
Products Benchmark

Item Number and Description	-			Jan - Jan 2018			Sales Trend	Profit Trend	Profit Margin Trend
	Sales	Profit	Profit %	Sales	Profit	Profit %			
1968-W GRENOBLE Whiteboard, red				1,657	240	14.5	1,657	240	14.5
1964-W INNSBRUCK Storage Unit/G.Door				248	77	30.9	248	77	30.9
1960-S ROME Guest Chair, green				119	21	18.0	119	21	18.0

Top Products per Customer

Hotel Pferdesee

Sales	
Growth	100.00 % ●
LYTD	0.00
YTD	14,395.76



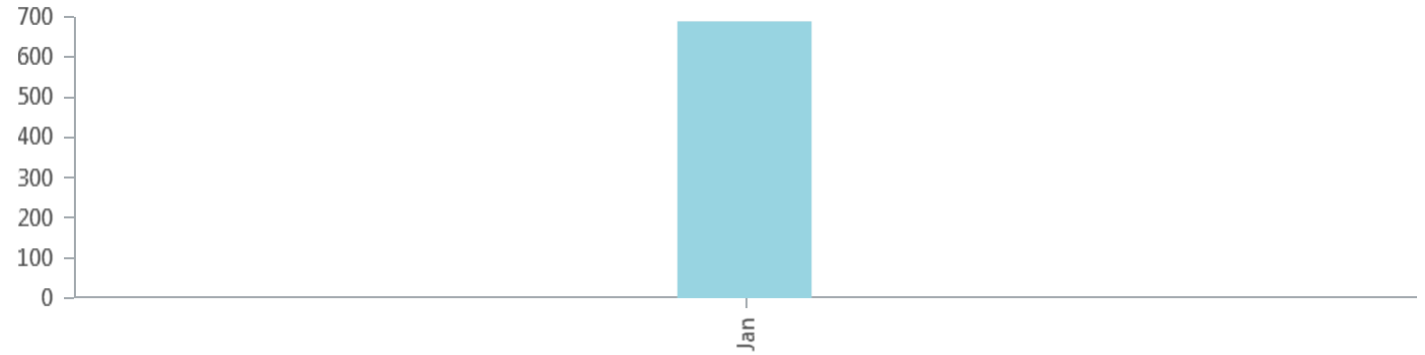
Products Benchmark

Item Number and Description	-			Jan - Jan 2018			Sales Trend	Profit Trend	Profit Margin Trend
	Sales	Profit	Profit %	Sales	Profit	Profit %			
1976-W INNSBRUCK Storage Unit/W.Door				13,600	4,191	30.8	13,600	4,191	30.8
70000 Side Panel				796	780	98.0	796	780	98.0

Top Products per Customer

John Haddock Insurance Co.

Sales	
Growth	100.00 % ●
LYTD	0.00
YTD	688.90



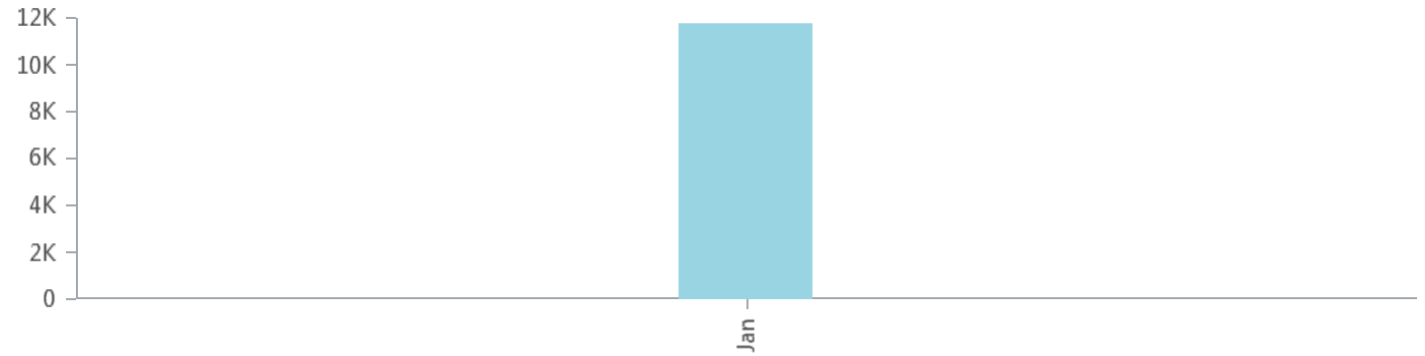
Products Benchmark

Item Number and Description	-			Jan - Jan 2018			Sales Trend	Profit Trend	Profit Margin Trend
	Sales	Profit	Profit %	Sales	Profit	Profit %			
8924-W Server - Enterprise Package				346	346	100.0	346	346	100.0
8908-W Computer - Highline Package				343	343	100.0	343	343	100.0

Top Products per Customer

Klubben

Sales	
Growth	100.00 % ●
LYTD	0.00
YTD	11,772.20



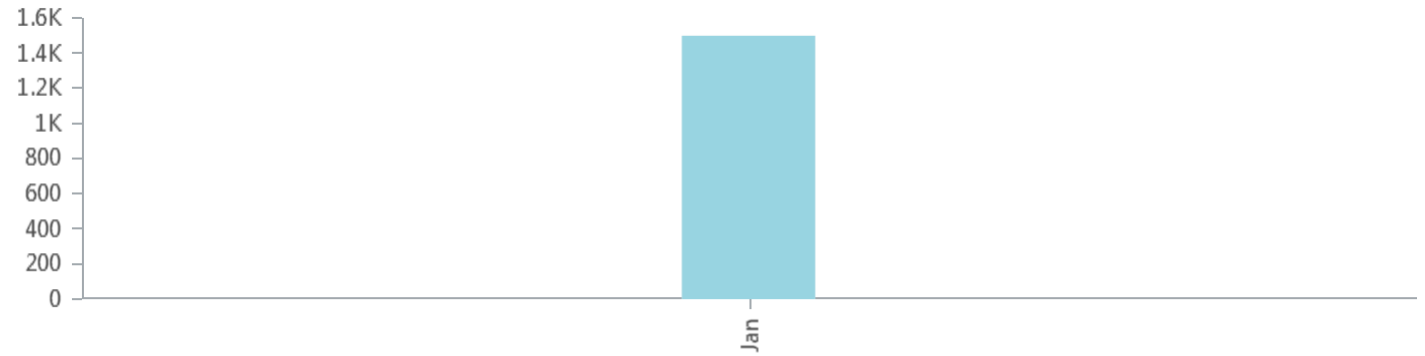
Products Benchmark

Item Number and Description	-			Jan - Jan 2018			Sales Trend	Profit Trend	Profit Margin Trend
	Sales	Profit	Profit %	Sales	Profit	Profit %			
766BC-A CONTOSO Conference System				10,828	3,790	35.0	10,828	3,790	35.0
766BC-C CONTOSO Storage System				945	330	35.0	945	330	35.0

Top Products per Customer

Progressive Home Furnishings

Sales	
Growth	100.00 % ●
LYTD	0.00
YTD	1,499.03



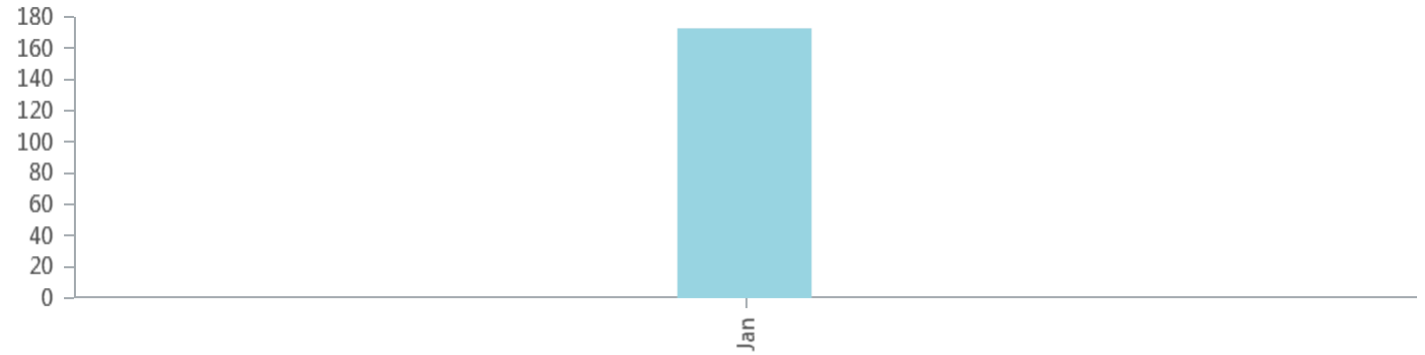
Products Benchmark

Item Number and Description	-			Jan - Jan 2018			Sales Trend	Profit Trend	Profit Margin Trend
	Sales	Profit	Profit %	Sales	Profit	Profit %			
1988-W CALGARY Whiteboard, yellow				877	169	19.2	877	169	19.2
1928-S AMSTERDAM Lamp				498	109	21.9	498	109	21.9
1972-S MUNICH Swivel Chair, yellow				123	27	22.1	123	27	22.1

Top Products per Customer

Selangorian Ltd.

Sales	
Growth	100.00 % ●
LYTD	0.00
YTD	172.66



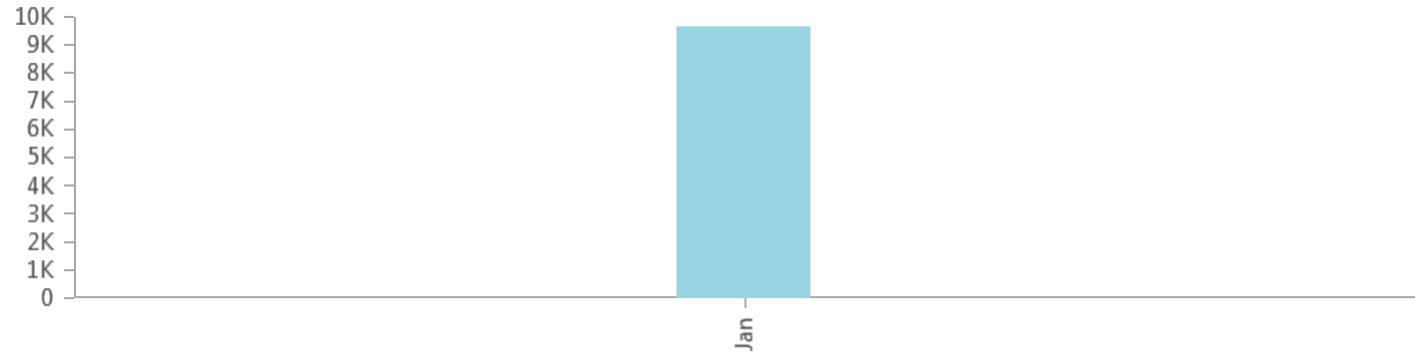
Products Benchmark

Item Number and Description	-			Jan - Jan 2018			Sales Trend	Profit Trend	Profit Margin Trend
	Sales	Profit	Profit %	Sales	Profit	Profit %			
1928-S AMSTERDAM Lamp				173	34	19.5	173	34	19.5
1896-S ATHENS Desk				0	0		0	0	0.0
766BC-C CONTOSO Storage System				0	0		0	0	0.0

Top Products per Customer

The Cannon Group PLC

Sales	
Growth	100.00 % ●
LYTD	0.00
YTD	9,662.46



Products Benchmark

Item Number and Description	-			Jan - Jan 2018			Sales Trend	Profit Trend	Profit Margin Trend
	Sales	Profit	Profit %	Sales	Profit	Profit %			
1996-S ATLANTA Whiteboard, base				6,030	1,079	17.9	6,030	1,079	17.9
1964-W INNSBRUCK Storage Unit/G.Door				2,920	1,206	41.3	2,920	1,206	41.3
70011 Glass Door				362	177	49.0	362	177	49.0
1968-S MEXICO Swivel Chair, black				351	63	18.0	351	63	18.0