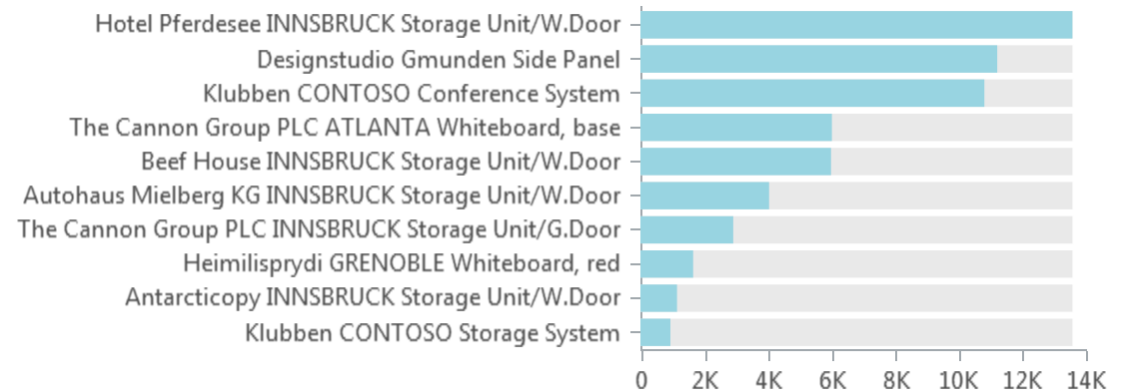


# Top Products per Customer

## General Overview

Sales	
Growth	100.00 % <span style="color: green;">●</span>
LYTD	0.00
YTD	70,015.95

## Top 10 Customer/Product Combinations



## Top 10 Customers

Customer ID	Customer Name	LYTD	YTD	Sales Trend
49858585	Hotel Pferdesee	14,395.76	100.00%	
43687129	Designstudio Gmunden	13,732.61	100.00%	
47563218	Klubben	11,772.20	100.00%	
10000	The Cannon Group PLC	9,662.46	100.00%	
49525252	Beef House	6,000.00	100.00%	
49633663	Autohaus Mielberg KG	4,331.40	100.00%	
32656565	Antarcticopy	2,582.80	100.00%	
35963852	Heimilispydi	2,024.21	100.00%	
42147258	BYT-KOMPLET s.r.o.	1,602.90	100.00%	
01445544	Progressive Home Furnishings	1,499.03	100.00%	

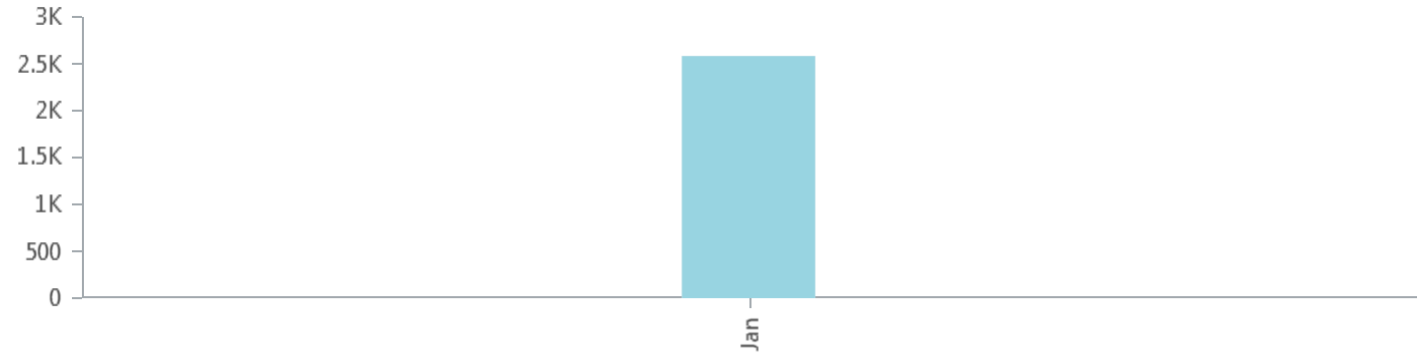
## Top 10 Products

Product ID	Product Name	LYTD	YTD	Sales Trend
1976-W	INNSBRUCK Storage Unit/W.Door	24,802.43	100.00%	
70000	Side Panel	12,030.29	100.00%	
766BC-A	CONTOSO Conference System	10,827.60	100.00%	
1996-S	ATLANTA Whiteboard, base	6,936.26	100.00%	
1964-W	INNSBRUCK Storage Unit/G.Door	3,416.40	100.00%	
1968-W	GRENOBLE Whiteboard, red	1,657.16	100.00%	
1968-S	MEXICO Swivel Chair, black	1,337.80	100.00%	
1960-S	ROME Guest Chair, green	994.54	100.00%	
766BC-C	CONTOSO Storage System	944.60	100.00%	
1988-W	CALGARY Whiteboard, yellow	877.32	100.00%	

# Top Products per Customer

## Antarcticopy

Sales	
Growth	100.00 % ●
LYTD	0.00
YTD	2,582.80



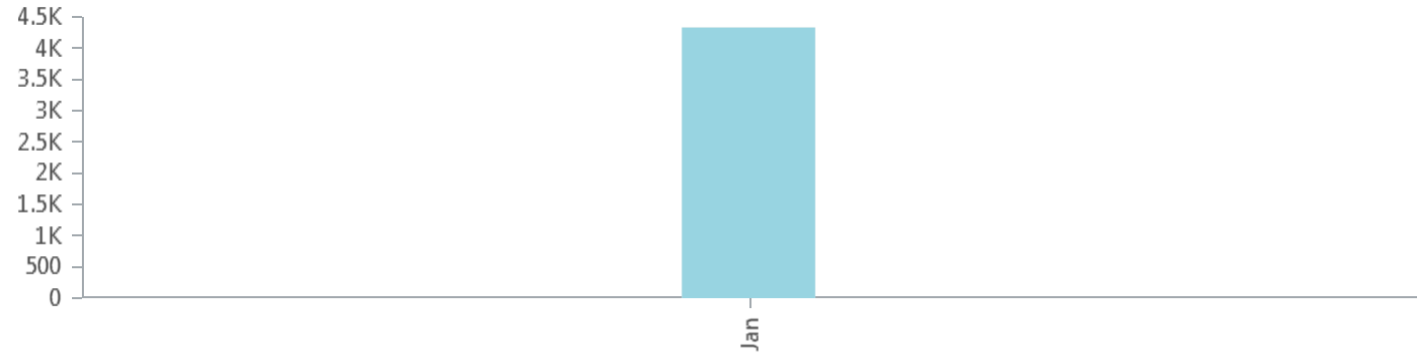
## Products Benchmark

Item Number and Description	-			Jan - Jan 2018			Sales Trend	D#230kningsbidrag Trend	Profit Margin Trend
	Sales	Profit	Profit %	Sales	Profit	Profit %			
1976-W INNSBRUCK Storage Unit/W.Door				1,152	399	34.7	1,152	399	34.7
1960-S ROME Guest Chair, green				876	193	22.1	876	193	22.1
1968-S MEXICO Swivel Chair, black				493	109	22.1	493	109	22.1
70011 Glass Door				61	25	40.0	61	25	40.0

# Top Products per Customer

## Autohaus Mielberg KG

Sales	
Growth	100.00 % <span style="color: green;">●</span>
LYTD	0.00
YTD	4,331.40



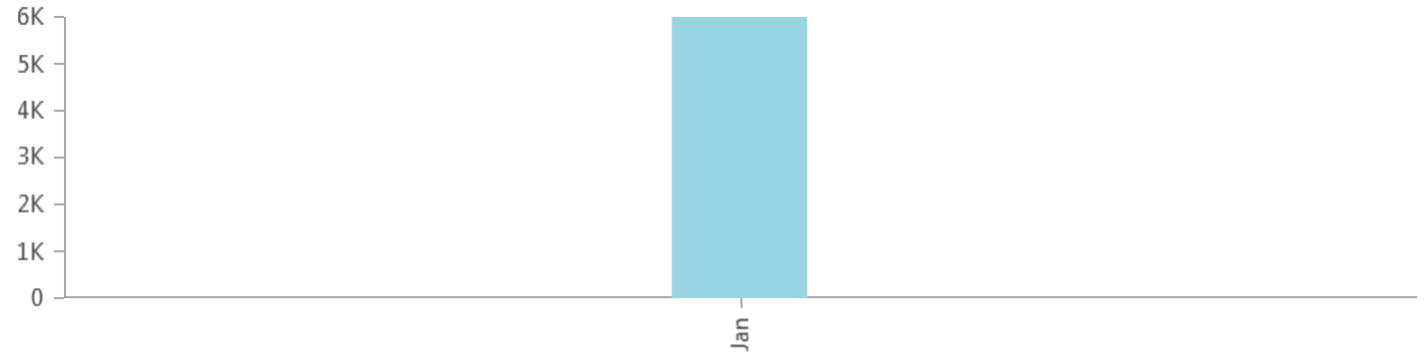
## Products Benchmark

Item Number and Description	-			Jan - Jan 2018			Sales Trend	D#230kningsbidrag Trend	Profit Margin Trend
	Sales	Profit	Profit %	Sales	Profit	Profit %			
1976-W INNSBRUCK Storage Unit/W.Door				4,050	1,404	34.7	4,050	1,404	34.7
1906-S ATHENS Mobile Pedestal				281	62	22.0	281	62	22.0
1896-S ATHENS Desk				0	0		0	0	0.0

# Top Products per Customer

## Beef House

Sales	
Growth	100.00 % ●
LYTD	0.00
YTD	6,000.00



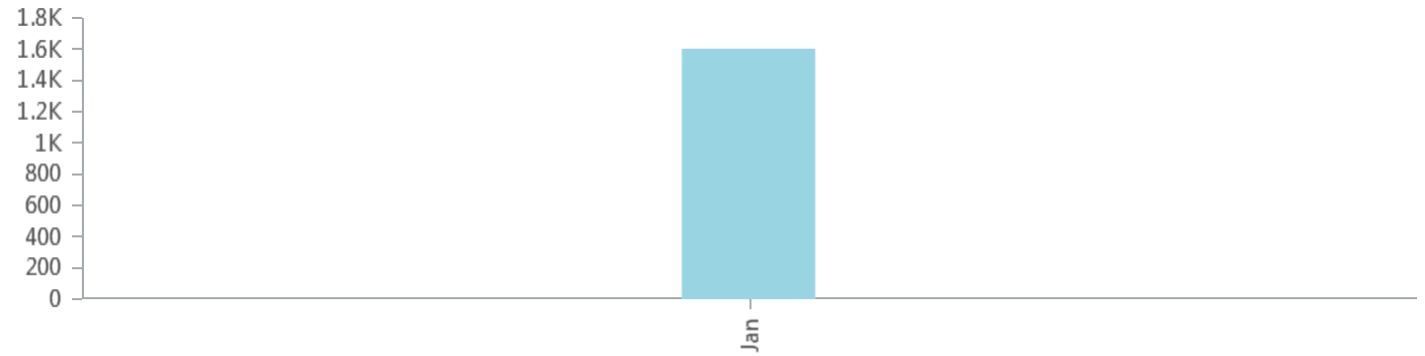
## Products Benchmark

Item Number and Description	-			Jan - Jan 2018			Sales Trend	D#230kningsbidrag Trend	Profit Margin Trend
	Sales	Profit	Profit %	Sales	Profit	Profit %			
1976-W INNSBRUCK Storage Unit/W.Door				6,000	2,472	41.2	6,000	2,472	41.2

# Top Products per Customer

## BYT-KOMPLET s.r.o.

Sales	
Growth	100.00 % ●
LYTD	0.00
YTD	1,602.90



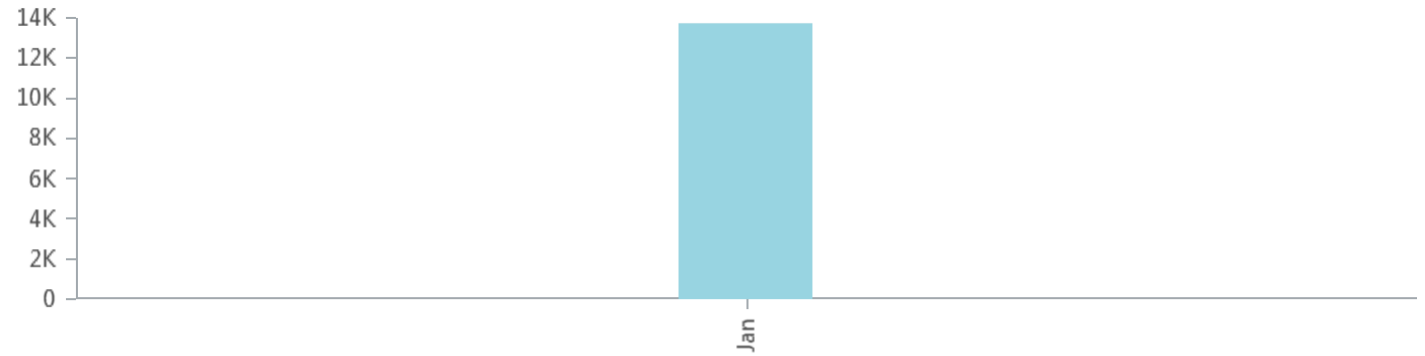
## Products Benchmark

Item Number and Description	-			Jan - Jan 2018			Sales Trend	D#230kningsbidrag Trend	Profit Margin Trend
	Sales	Profit	Profit %	Sales	Profit	Profit %			
1972-S MUNICH Swivel Chair, yellow				740	163	22.1	740	163	22.1
1968-S MEXICO Swivel Chair, black				493	109	22.1	493	109	22.1
1980-S MOSCOW Swivel Chair, red				370	82	22.1	370	82	22.1

# Top Products per Customer

## Designstudio Gmunden

Sales	
Growth	100.00 % ●
LYTD	0.00
YTD	13,732.61



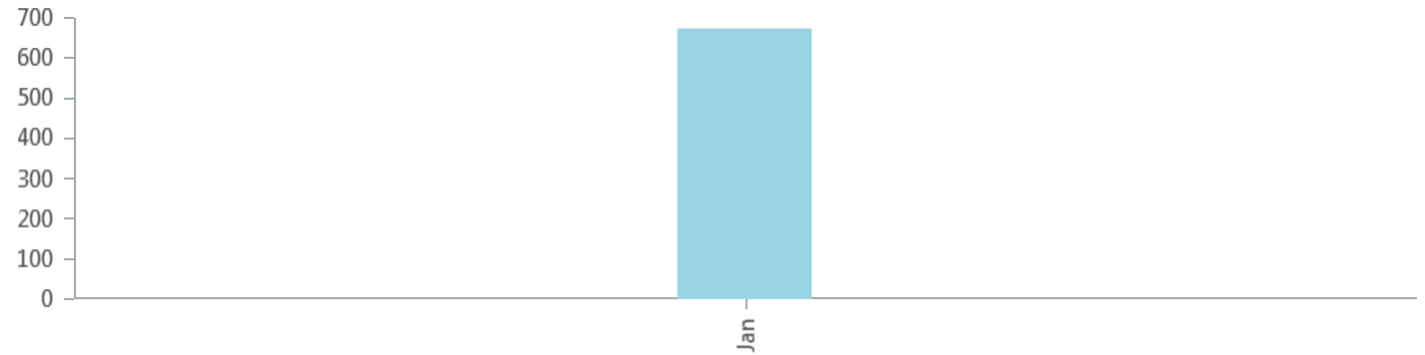
## Products Benchmark

Item Number and Description	-			Jan - Jan 2018			Sales Trend	D#230kningsbidrag Trend	Profit Margin Trend
	Sales	Profit	Profit %	Sales	Profit	Profit %			
70000 Side Panel				11,235	11,046	98.3	11,235	11,046	98.3
1996-S ATLANTA Whiteboard, base				907	200	22.0	907	200	22.0
1920-S ANTWERP Conference Table				841	185	22.0	841	185	22.0
1900-S PARIS Guest Chair, black				751	166	22.1	751	166	22.1

# Top Products per Customer

## Englunds Kontorsmöbler AB

Sales	
Growth	100.00 % ●
LYTD	0.00
YTD	673.71



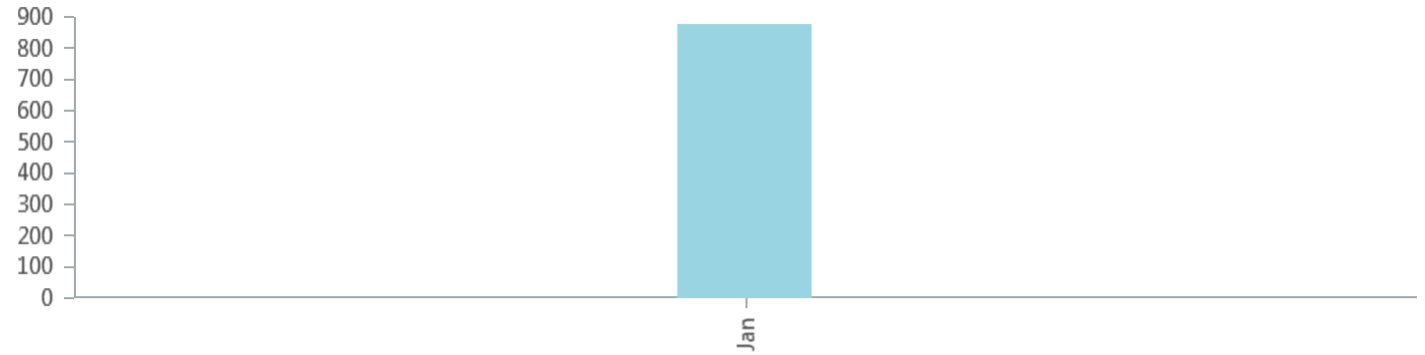
## Products Benchmark

Item Number and Description	-			Jan - Jan 2018			Sales Trend	D#230kningsbidrag Trend	Profit Margin Trend
	Sales	Profit	Profit %	Sales	Profit	Profit %			
1928-W ST.MORITZ Storage Unit/Drawers				291	99	34.0	291	99	34.0
1964-W INNSBRUCK Storage Unit/G.Door				248	77	30.9	248	77	30.9
1952-W OSLO Storage Unit/Shelf				135	41	30.5	135	41	30.5

# Top Products per Customer

## Gagn & Gaman

Sales	
Growth	100.00 % ●
LYTD	0.00
YTD	877.32



## Products Benchmark

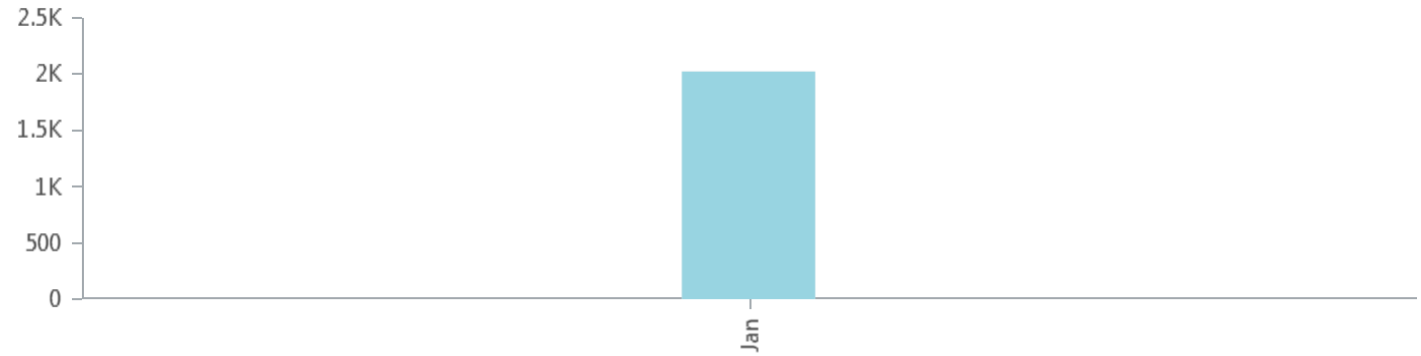
Item Number and Description	-			Jan - Jan 2018			Sales Trend	D#230kningsbidrag Trend	Profit Margin Trend
	Sales	Profit	Profit %	Sales	Profit	Profit %			
1992-W ALBERTVILLE Whiteboard, green				877	169	19.2	877	169	19.2



# Top Products per Customer

## Heimilisprydi

Sales	
Growth	100.00 % ●
LYTD	0.00
YTD	2,024.21



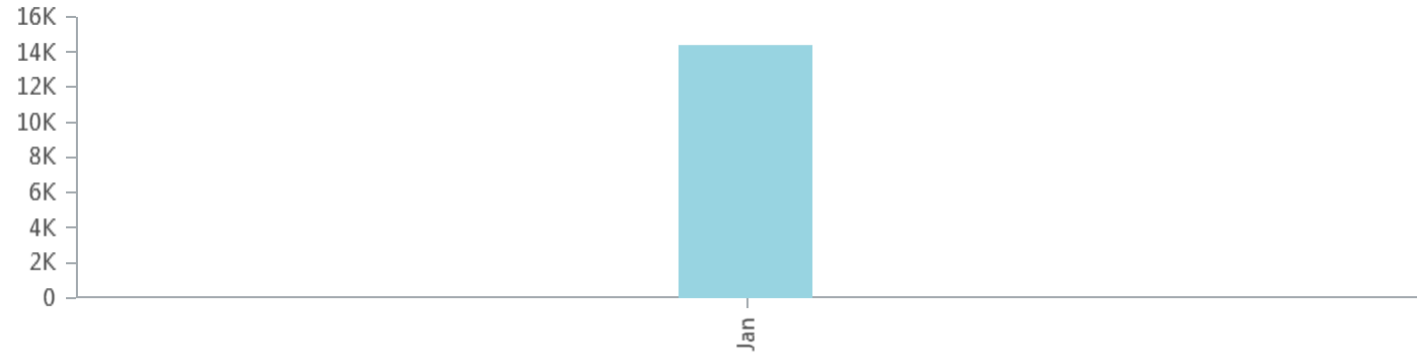
## Products Benchmark

Item Number and Description	-			Jan - Jan 2018			Sales Trend	D#230kningsbidrag Trend	Profit Margin Trend
	Sales	Profit	Profit %	Sales	Profit	Profit %			
1968-W GRENOBLE Whiteboard, red				1,657	240	14.5	1,657	240	14.5
1964-W INNSBRUCK Storage Unit/G.Door				248	77	30.9	248	77	30.9
1960-S ROME Guest Chair, green				119	21	18.0	119	21	18.0

# Top Products per Customer

## Hotel Pferdesee

Sales	
Growth	100.00 % ●
LYTD	0.00
YTD	14,395.76



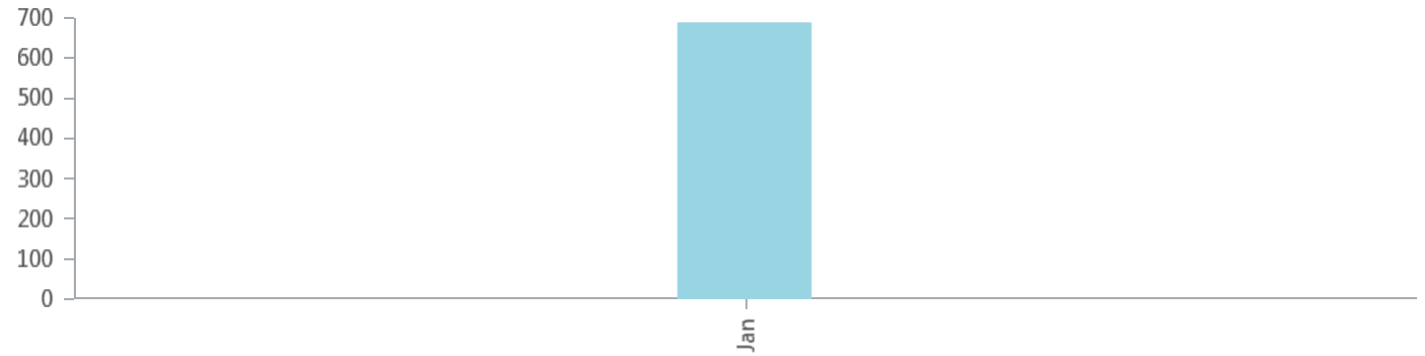
## Products Benchmark

Item Number and Description	-			Jan - Jan 2018			Sales Trend	D#230kningsbidrag Trend	Profit Margin Trend
	Sales	Profit	Profit %	Sales	Profit	Profit %			
1976-W INNSBRUCK Storage Unit/W.Door				13,600	4,191	30.8	13,600	4,191	30.8
70000 Side Panel				796	780	98.0	796	780	98.0

# Top Products per Customer

## John Haddock Insurance Co.

Sales	
Growth	100.00 % ●
LYTD	0.00
YTD	688.90



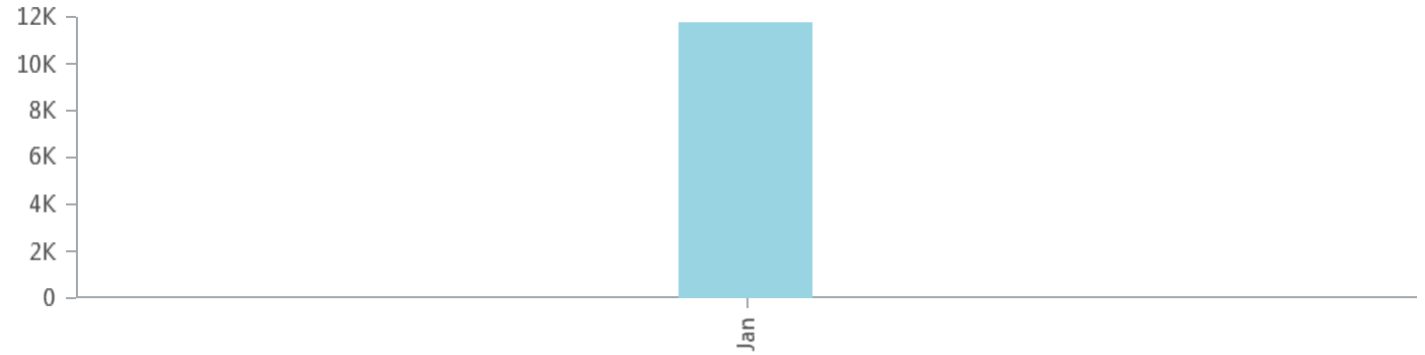
## Products Benchmark

Item Number and Description	-			Jan - Jan 2018			Sales Trend	D#230kningsbidrag Trend	Profit Margin Trend
	Sales	Profit	Profit %	Sales	Profit	Profit %			
8924-W Server - Enterprise Package				346	346	100.0	346	346	100.0
8908-W Computer - Highline Package				343	343	100.0	343	343	100.0

# Top Products per Customer

## Klubben

Sales	
Growth	100.00 % ●
LYTD	0.00
YTD	11,772.20



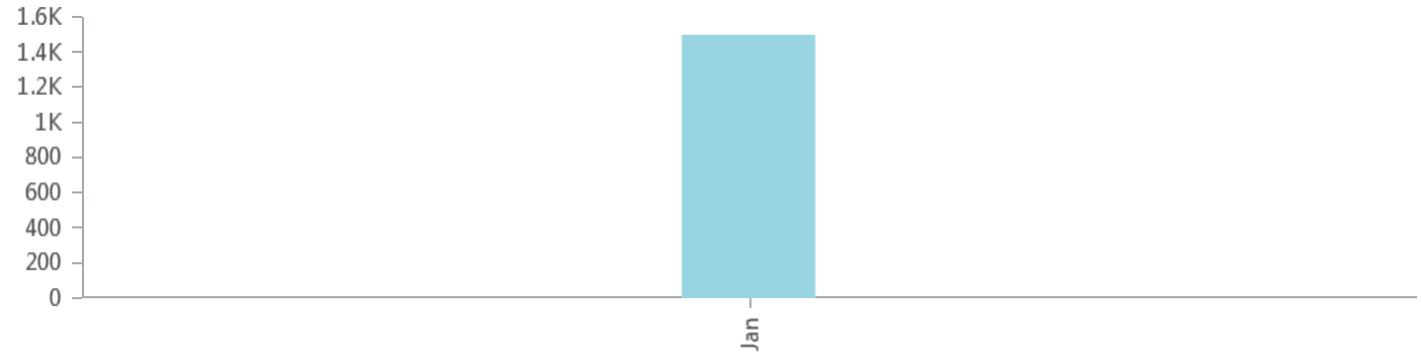
## Products Benchmark

Item Number and Description	-			Jan - Jan 2018			Sales Trend	D#230kningsbidrag Trend	Profit Margin Trend
	Sales	Profit	Profit %	Sales	Profit	Profit %			
766BC-A CONTOSO Conference System				10,828	3,790	35.0	10,828	3,790	35.0
766BC-C CONTOSO Storage System				945	330	35.0	945	330	35.0

# Top Products per Customer

## Progressive Home Furnishings

Sales	
Growth	100.00 % ●
LYTD	0.00
YTD	1,499.03



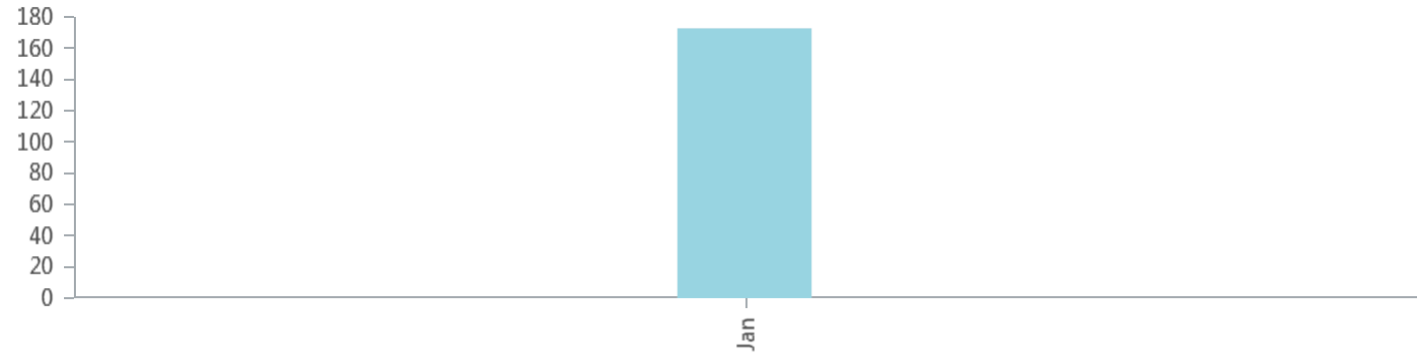
## Products Benchmark

Item Number and Description	-			Jan - Jan 2018			Sales Trend	D#230kningsbidrag Trend	Profit Margin Trend
	Sales	Profit	Profit %	Sales	Profit	Profit %			
1988-W CALGARY Whiteboard, yellow				877	169	19.2	877	169	19.2
1928-S AMSTERDAM Lamp				498	109	21.9	498	109	21.9
1972-S MUNICH Swivel Chair, yellow				123	27	22.1	123	27	22.1

# Top Products per Customer

## Selangorian Ltd.

Sales	
Growth	100.00 % ●
LYTD	0.00
YTD	172.66



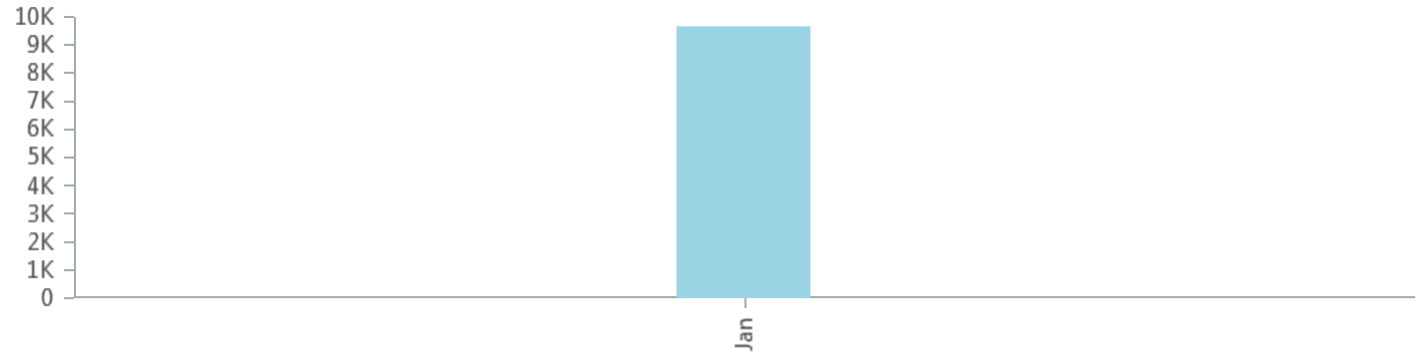
## Products Benchmark

Item Number and Description	-			Jan - Jan 2018			Sales Trend	D#230kningsbidrag Trend	Profit Margin Trend
	Sales	Profit	Profit %	Sales	Profit	Profit %			
1928-S AMSTERDAM Lamp				173	34	19.5	173	34	19.5
1896-S ATHENS Desk				0	0		0	0	0.0
766BC-C CONTOSO Storage System				0	0		0	0	0.0

# Top Products per Customer

## The Cannon Group PLC

Sales	
Growth	100.00 % ●
LYTD	0.00
YTD	9,662.46



## Products Benchmark

Item Number and Description	-			Jan - Jan 2018			Sales Trend	D#230kningsbidrag Trend	Profit Margin Trend
	Sales	Profit	Profit %	Sales	Profit	Profit %			
1996-S ATLANTA Whiteboard, base				6,030	1,079	17.9	6,030	1,079	17.9
1964-W INNSBRUCK Storage Unit/G.Door				2,920	1,206	41.3	2,920	1,206	41.3
70011 Glass Door				362	177	49.0	362	177	49.0
1968-S MEXICO Swivel Chair, black				351	63	18.0	351	63	18.0