

Customer Balance Report

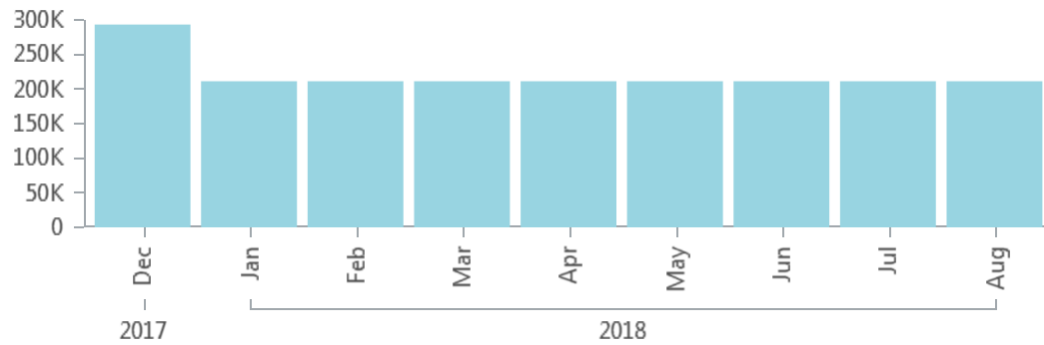
9/12/2018

Page 1 of 4

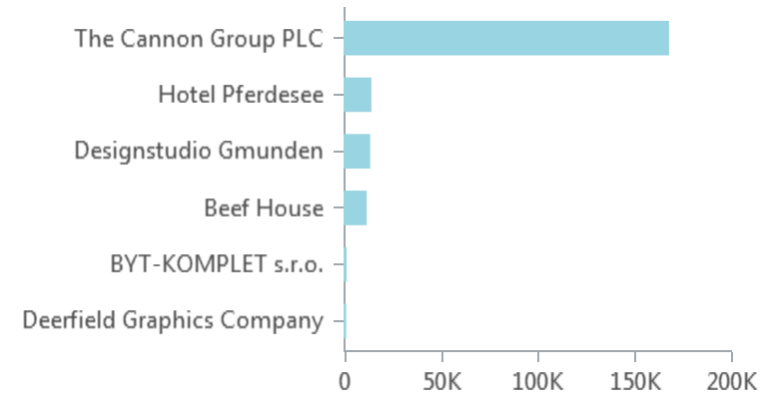
VIRTBIA2014\DocumentationU

01-09-2017 - 31-08-2018

Payment Terms: 1 Month/2% 8 days



Top 10 Customers



Customer Name	Customer Balance	Avg. Customer Balance	Credit Limit	Credit Limit Utilization
Total	211,365.90	105,682.95		
The Cannon Group PLC	168,364.41	84,182.21		
Hotel Pferdesee	14,395.75	7,197.88		
Designstudio Gmunden	13,732.60	6,866.30		
Beef House	11,941.36	5,970.68		
BYT-KOMPLET s.r.o.	1,602.90	801.45		
Deerfield Graphics Company	1,328.88	664.44		

Customer Balance Report

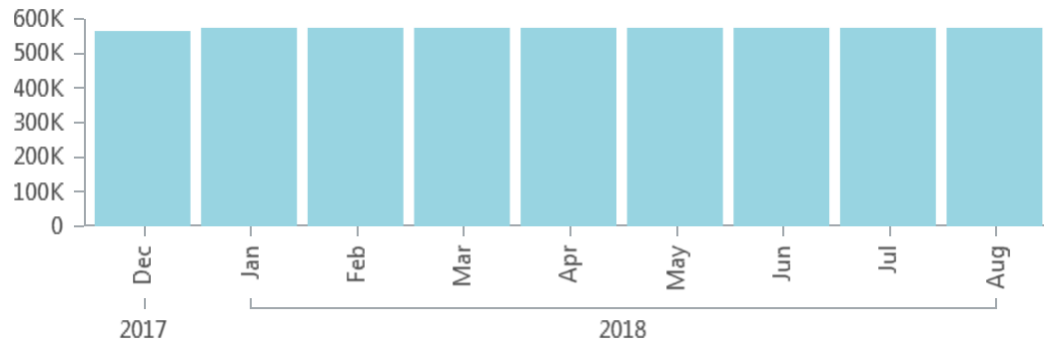
9/12/2018

Page 2 of 4

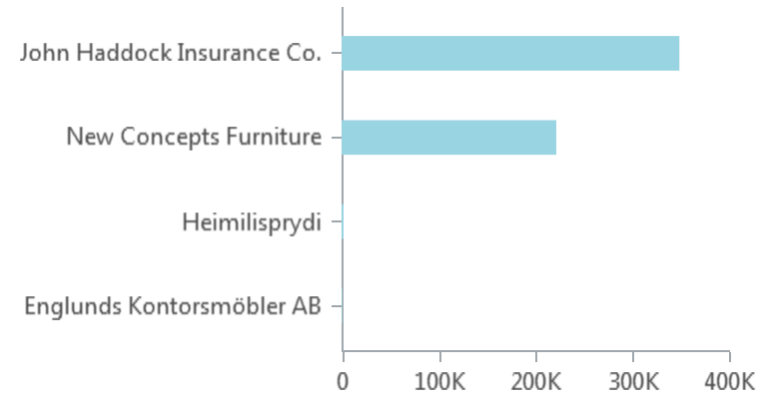
VIRTBIA2014\DocumentationU

01-09-2017 - 31-08-2018

Payment Terms: Current Month



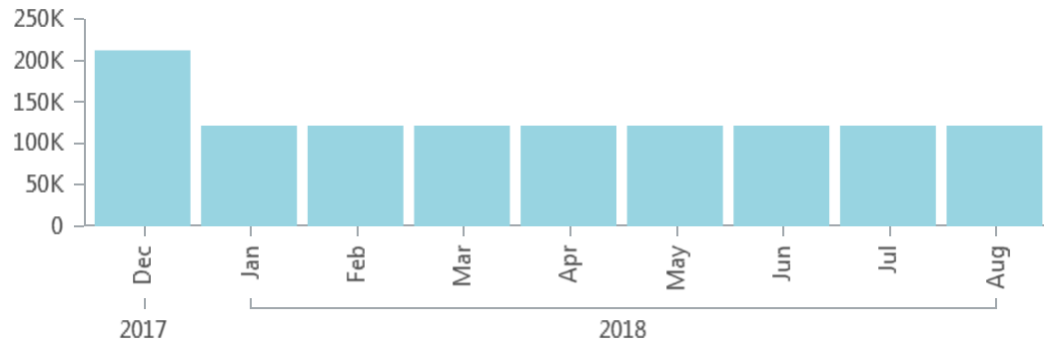
Top 10 Customers



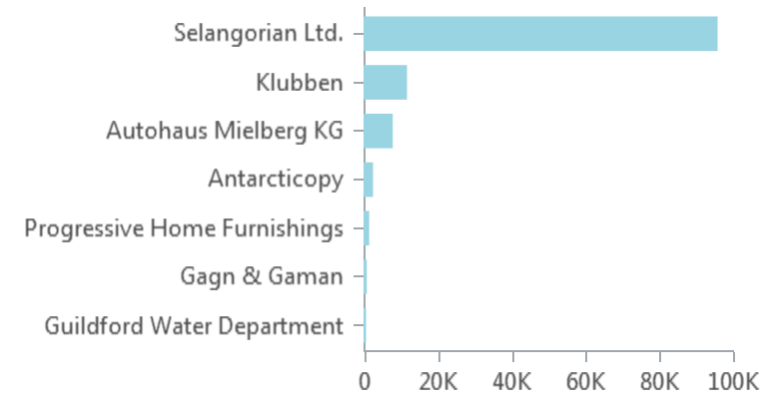
Customer Name	Customer Balance	Avg. Customer Balance	Credit Limit	Credit Limit Utilization
Total	574,554.64	287,277.32		
John Haddock Insurance Co.	349,615.40	174,807.70		
New Concepts Furniture	222,241.32	111,120.66		
Heimilisprydi	2,024.21	1,012.11		
Englunds Kontorsmöbler AB	673.71	336.86		

Customer Balance Report

Payment Terms: Net 14 days



Top 10 Customers



Customer Name	Customer Balance	Avg. Customer Balance	Credit Limit	Credit Limit Utilization
Total	121,372.89	60,686.45	3,395.59	101.9 ▼
Selangorian Ltd.	96,049.99	48,025.00		
Klubben	11,772.20	5,886.10		
Autohaus Mielberg KG	7,924.80	3,962.40		
Antarcticopy	2,582.80	1,291.40	2,500.00	103.3
Progressive Home Furnishings	1,499.03	749.52		
Gagn & Gaman	877.32	438.66	895.59	98.0
Guildford Water Department	666.75	333.38		

Customer Balance Report

9/12/2018

Page 4 of 4

VIRTBIA2014\DocumentationU

01-09-2017 - 31-08-2018

Payment Terms: No Payment Terms

Top 10 Customers

The crosstab contains no data